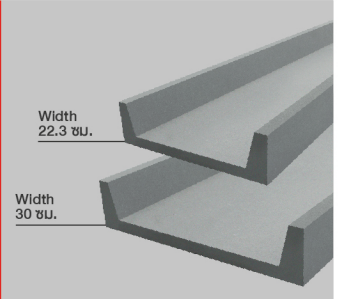




# SCG C-CHANNEL TRIM WOOD



## Modern and stylish

Creating steel-style, adding outstanding and modern look.

## Generating more decorative ideas

Applicable for both steel and concrete structure.

## Quick and easy installation

Convenient to use, saves time and cost.

## Strong and durable

With **XTRUSION**, it can be used on exterior and interior.

# SCG C-CHANNEL Trim Wood

**NEW**

New fiber cement wood substitute is different with I-Beam steel look creating simple but stylish appearance that comes with strength and durability. It can be used in various decoration work, both exterior and interior. It adds charm to every work design making it outstanding and modern.

Serie	Width: 22.3 cm	Width: 30 cm
Size	22.3 x 5 x 1.2 x 300 cm	30 x 5 x 1.2 x 300 cm
Weight	18.33 kg/piece	23 kg/piece
Color	Cement	Cement



## How to install SCG C-Channel Trim Wood

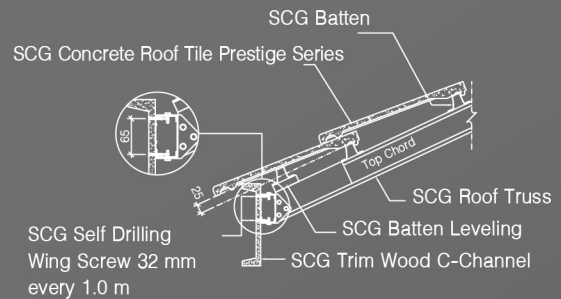
### To use as fascia\*

\* Recommend to use SCG C-Channel Series with 22.3 cm width

#### o Install with lean roof



#### o Install with hip roof

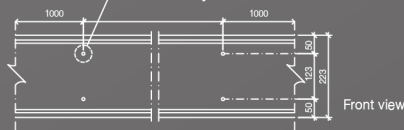


### To use as decorative material on concrete

Apply SCG Smartboard Polyurethane Joint Sealant along the joint areas

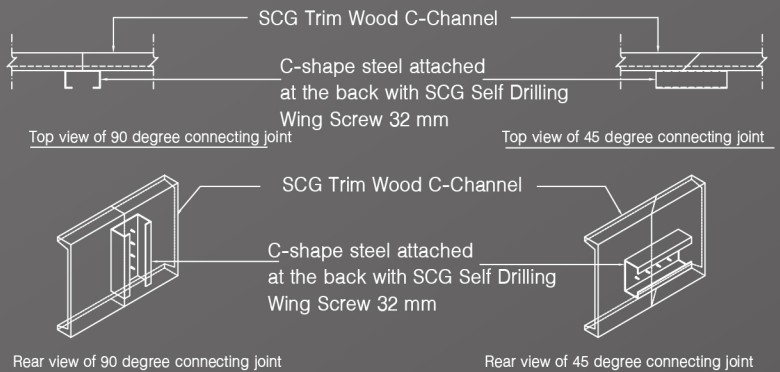
SCG Trim Wood C-Channel

SCG Plastic Insert 37 mm and SCG Needle Point Screw 38 mm every 1.0 m

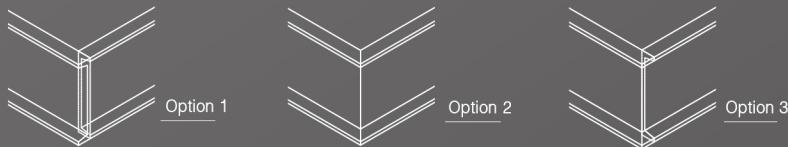


Section view

### Interlocking Guide



### Corner joining methods



- WARNING** • Never use as a structure for buildings, support, or other purposes. SCG Smartwood must be installed in compliance with the installation manual, and only standardized equipment from the manufacturer can be used. • Never ingest or swallow. Furthermore, the dust created from cutting, grinding, drilling or injecting the product should not be inhaled. • Do not use in areas that are wet or moist at all times. • Do not use for flooring raised more than 50 cm or more from the ground.
- CAUTION** • SCG Smartwood products have been designed with directions for use as suitable for usage conditions in Thailand only. Use outside Thailand is considered a direct responsibility of the construction designer, controller and installer. • Wood stain products contain chemical substance and cannot be swallowed, ingested or come into contact with the eyes. • While working, use standardized personal safety equipment; tightly close containers after work and keep away from the hands of children. • If any skin irritation occurs with contact, hurry to rinse with water many times and see a doctor without delay. • If swallowed or ingested, do not induce vomiting. Drink plenty of clean water in order to dilute the chemical and see a doctor without delay. • Specifications for installation are only preliminary suggestions for general usage. The installation methods and structures used should be considered in line with EIT Standard 1015-40 for Steel Structured Buildings and the design specifications in Ministerial Regulations, 6th Edition (1984) issued pursuant to the tenets of the Act of 1979. • Using the products outside of the usage specified in this document is considered a direct responsibility of the construction designer and controller. • The installation manual is subject to change. Construction designers, controllers and installers must check to determine whether the installation manual in their possession is the most recent edition. If there is any doubt, the edition can be checked at [www.scgbuildingmaterials.com](http://www.scgbuildingmaterials.com)

MHB-S-C41-C005-6104

All Content, design and layout are Copyright © 2018, SCG Cement-Building Materials All Rights Reserved, Reproduction in whole or part in any form or medium without specific written permission is prohibited.



SCG Contact Center 02-586-2222  
Email : [contact@scg.com](mailto:contact@scg.com), [www.scgbuildingmaterials.com](http://www.scgbuildingmaterials.com)